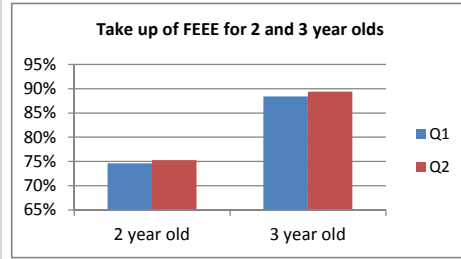


# 2014 Leicestershire Education performance

(contains some provisional data)

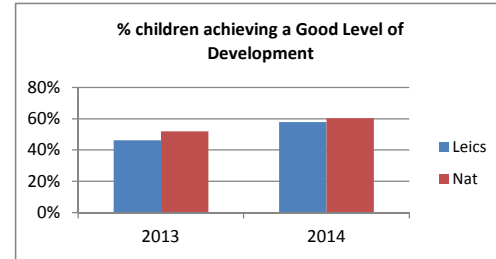
## Early Years and Foundation Stage

### Take up of Free Early Education Entitlement for eligible 2 and 3 year olds



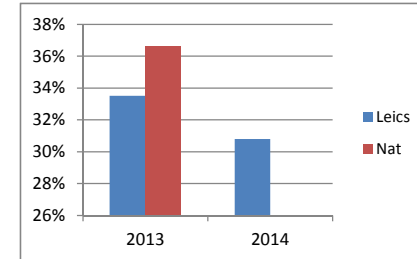
	2 year old	3 year old
Q1	74.6%	88.4%
Q2	75.3%	89.4%

### Percentage of 5 year olds achieving a Good Level of Development



	2013	2014
Leics	46.3%	58.3%
National	52.0%	60.3%

### Inequality Gap in achievement across all early learning goals

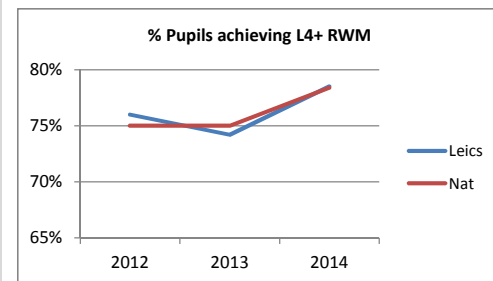


	2013	2014
Leics	33.5%	30.8%
National	36.6%	n/a

nb. lower score is better performance

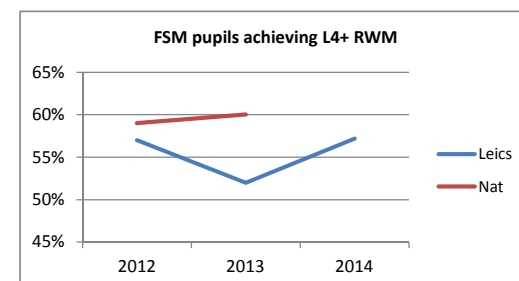
## Key Stage Two

### % Pupils achieving Level 4 or above in Reading, Writing and Mathematics



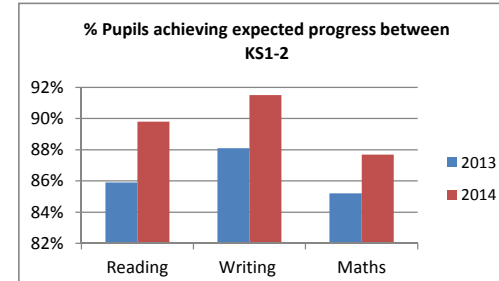
	2012	2013	2014
Leics	76%	74.2%	78.6%
Nat	75%	75.0%	78.6%

### % Pupils eligible for Free School Meals achieving Level 4 or above in Reading, Writing and Mathematics



	2012	2013	2014
Leics	56.6%	52.1%	57.6%
Nat	59%	60%	n/a

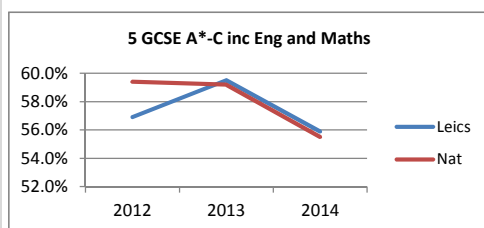
### % Pupils achieving expected Progress between Key Stage 1 and Key Stage 2



	Reading	Writing	Maths
2013	85.9%	88.1%	85.2%
2014	89.8%	91.5%	87.7%

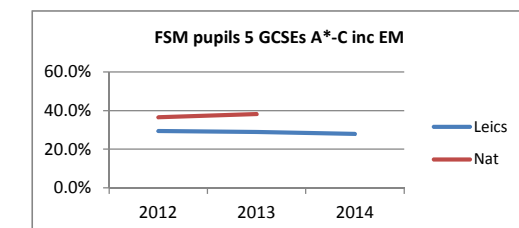
## Key Stage Four

### % Pupils achieving 5 A\*-C GCSEs including English and Maths



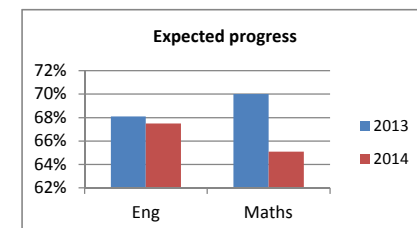
	2012	2013	2014
Leics	56.9%	59.5%	55.9%
National	59.4%	59.2%	55.5%

### % Pupils eligible for Free School Meals achieving 5 A\*-C GCSEs including English and Maths



	2012	2013	2014
Leics	29.4%	28.9%	27.9%
National	36.5%	38.1%	n/a

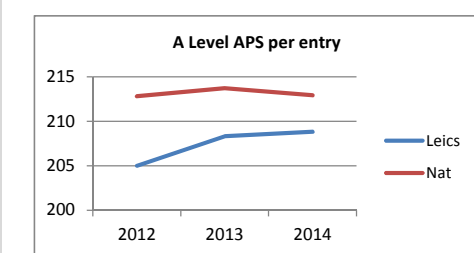
### % Pupils achieving expected progress between Key Stage 2 and Key Stage 4 in English and Maths



	2013	2014
Eng	68.1%	67.5%
Maths	70.0%	65.1%

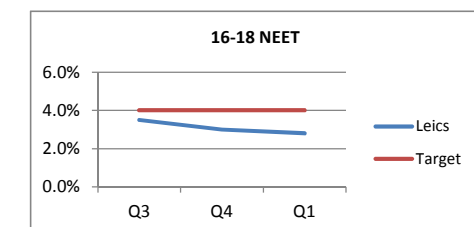
## Post 16

### A Level Average Points Score per entry



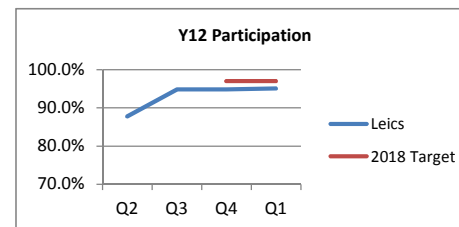
	2012	2013	2014
Leics	205	208.6	208.8
National	212.8	213.7	212.9

### 16-18 year olds Not in Education, Employment or Training



	Q3	Q4	Q1	Q2
Leics	3.5%	3.0%	2.8%	3%
Target	4%	4%	4%	4%

### Year 12 age young people participating in Education, Employment or Training



	Q2	Q3	Q4	Q1
Leics	87.8%	94.8%	94.8%	95.1%
2018 Target		97%	97%	97%

Q2 not yet available